











## MOVE MORE **SPORTEERING**

### **PORTELET COMMON – WALK / RUN**



Please ensure you have read the [Move More Jersey Sporteering Terms of Use](#) prior to undertaking this course.

	<b>Type of course:</b>	Walk / run along footpaths and cliff paths around Portelet Common
	<b>Difficulty:</b>	Intermediate
	<b>Area:</b>	South West of island
	<b>Start and finish:</b>	Portelet Common car park
	<b>Environment:</b>	Footpaths and cliff paths with relatively flat terrain and some uneven, stony ground. Some high, exposed drops
	<b>Suitable for:</b>	Competent, steady walkers and runners
	<b>Points available:</b>	240 (including start and finish)
	<b>Approx. time:</b>	30 to 90 minutes (maximum time available 6 hours)
	<b>Parking:</b>	Portelet Common car park
	<b>Bus route:</b>	Number 12A / 15

 @MoveMoreJersey

 @MoveMoreJersey